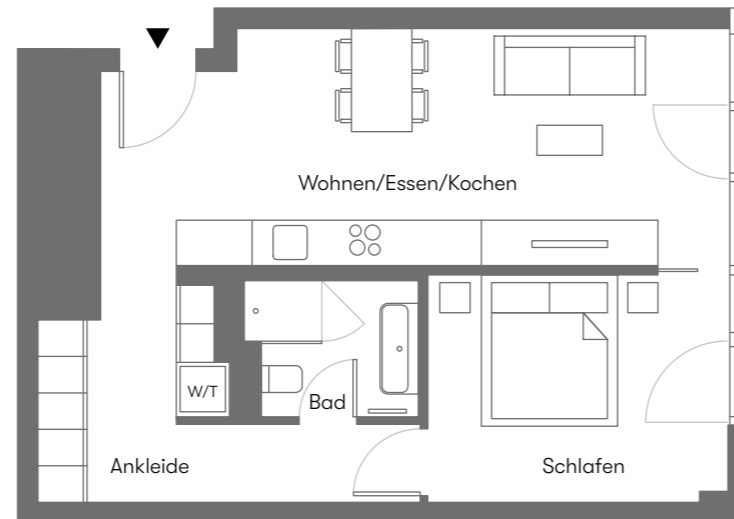


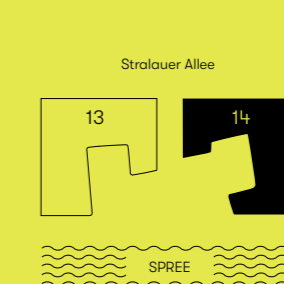


# Wohnung E.38

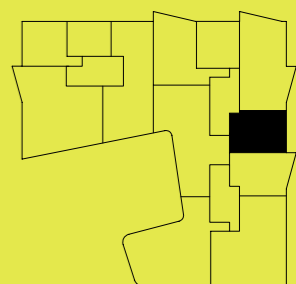
## 2. OG



Raum	Wfl. m <sup>2</sup>	Nfl. m <sup>2</sup>
Wohnen/Essen/Kochen	25,24	25,24
Schlafen	11,87	11,87
Bad	3,92	3,92
Ankleide	9,18	9,18
<b>Gesamt</b>	<b>50,22</b>	<b>50,22</b>



Lageplan



Lage im Gebäude